



January 2023

The Real-Time Payments World Map

Real-Time Payments Tracker® Series

FEATURED COUNTRIES



Argentina



Belgium




Austria



Bahrain



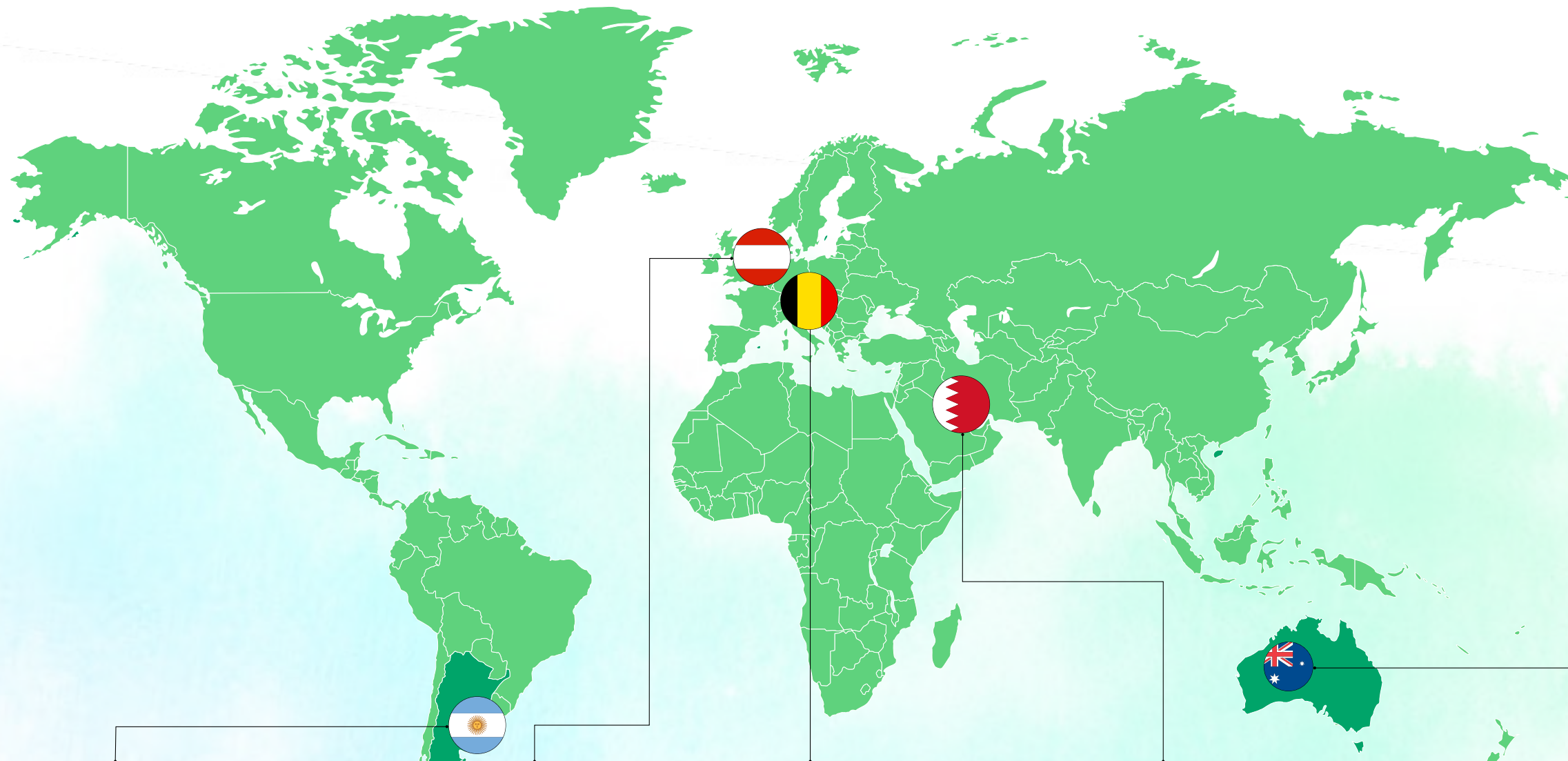
Australia



THE REAL-TIME PAYMENTS MAP

PYMNTS

The Clearing House



Transferencias 3.0

ARGENTINA

Argentina has three different real-time payment schemes: Pago Electrónico Inmediato, which launched in 2016 and is geared toward peer-to-peer (P2P) payments; DEBIN, a real-time direct debit system that debuted in 2017; and Transferencias 3.0, which is backed by the central bank and relies on QR codes.



25M

Real-time payments volume in 2021



316M

Projected real-time payments volume by 2026

SCT INST INSTANT PAYMENTS

BELGIUM

Belgium joined the EU's SEPA Instant Credit Transfer (SCT Inst) real-time payments platform in March 2019 but has seen limited real-time payments adoption since, at just 1.6% of the country's total payments volume. Experts project this percentage will quickly rise in the near future, however.



115M

Real-time payments volume in 2021



1.5B

Projected real-time payments volume by 2026

SCT INST INSTANT PAYMENTS

AUSTRIA

Austria was one of the first participants in SCT Inst. The country hit 425 participating financial institutions (FIs) and payment providers by 2021, the second-highest in Europe behind Germany.



141M

Real-time payments volume in 2021



593M

Projected real-time payments volume by 2026



BAHRAIN

Bahrain's real-time payments scheme, Fawri+, has the highest real-time payments share by volume of any country in the world at 34%. The system originally launched in 2015 and now accounts for half of all electronic payments in the country.



142M

Real-time payments volume in 2021



1.1B

Projected real-time payments volume by 2026



AUSTRALIA

Australia launched its real-time payments scheme in 2018, with 75 million account holders across 100 FIs taking part. This payments system has had a slow start, however, comprising just 5.2% of the total payments volume last year.



970M

Real-time payments volume in 2021



2.4B

Projected real-time payments volume by 2026

NORTH AMERICA

 LIVE

 **UNITED STATES**
2017

 **MEXICO**
2004

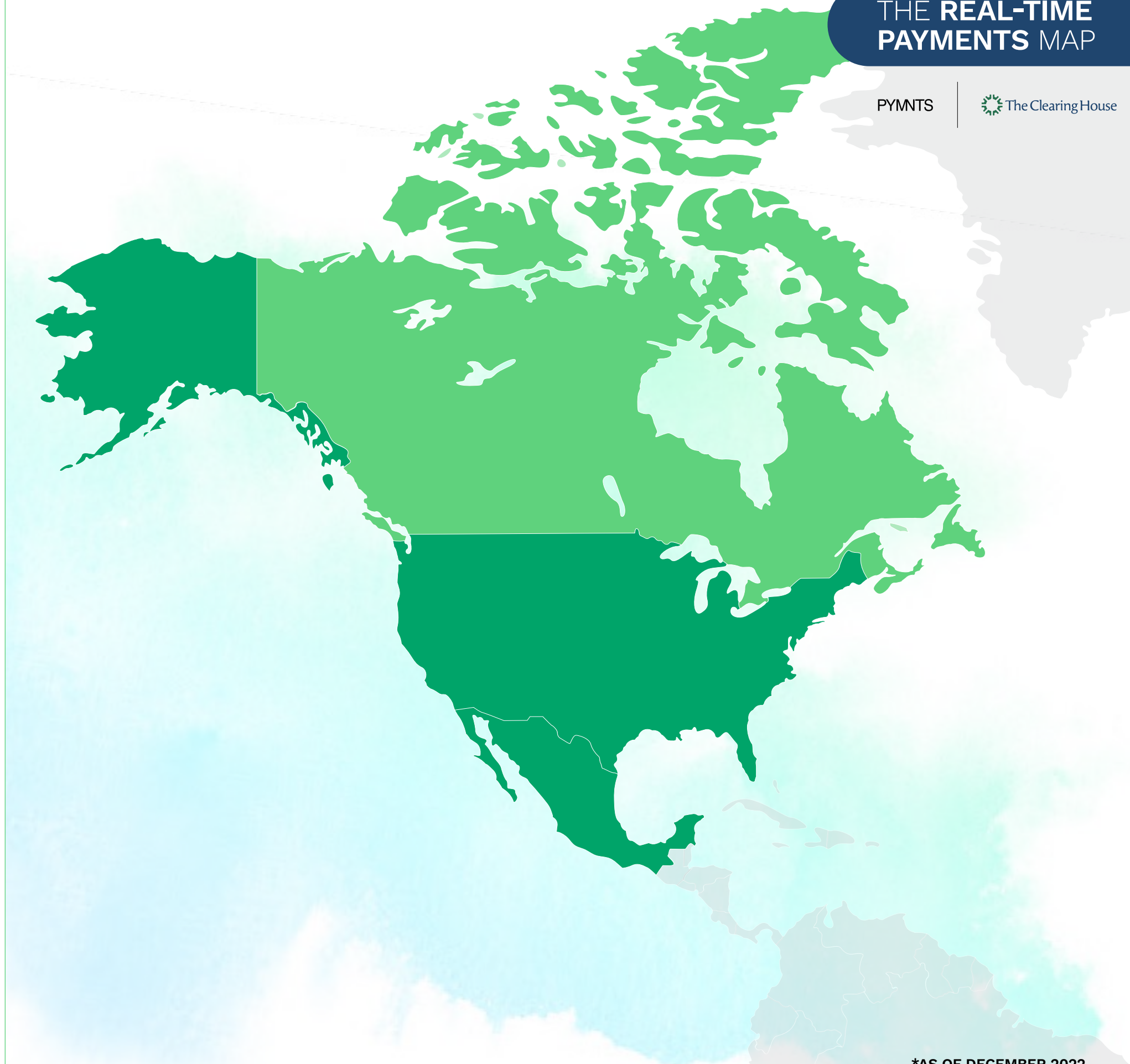
 EXPECTED 2023

 **CANADA**

THE REAL-TIME PAYMENTS MAP

PYMNTS

 The Clearing House



*AS OF DECEMBER 2022

SOUTH AMERICA

 LIVE



THE REAL-TIME PAYMENTS MAP

PYMNTS

 The Clearing House

*AS OF DECEMBER 2022

EUROPE

 LIVE

- | | | | |
|--|--|--|---|
|  AUSTRIA
2017 |  FRANCE
2017 |  LITHUANIA
2017 |  SERBIA
2018 |
|  BELGIUM
2019 |  GERMANY
2017 |  LUXEMBOURG
2020 |  SLOVENIA
2020 |
|  BULGARIA
2021 |  GREECE
2018 |  MALTA
2007 |  SPAIN
2016 |
|  CROATIA
2020 |  HUNGARY
2020 |  NETHERLANDS
2017 |  SWEDEN
2012 |
|  CZECH REPUBLIC
1992 |  ICELAND
2020 |  NORWAY
2013 |  SWITZERLAND
2016 |
|  DENMARK
2014 |  IRELAND
2017 |  POLAND
2012 |  UNITED KINGDOM
2008 |
|  ESTONIA
2017 |  ITALY
2017 |  PORTUGAL
2017 | |
|  FINLAND
2017 |  LATVIA
2017 |  ROMANIA
2005 | |

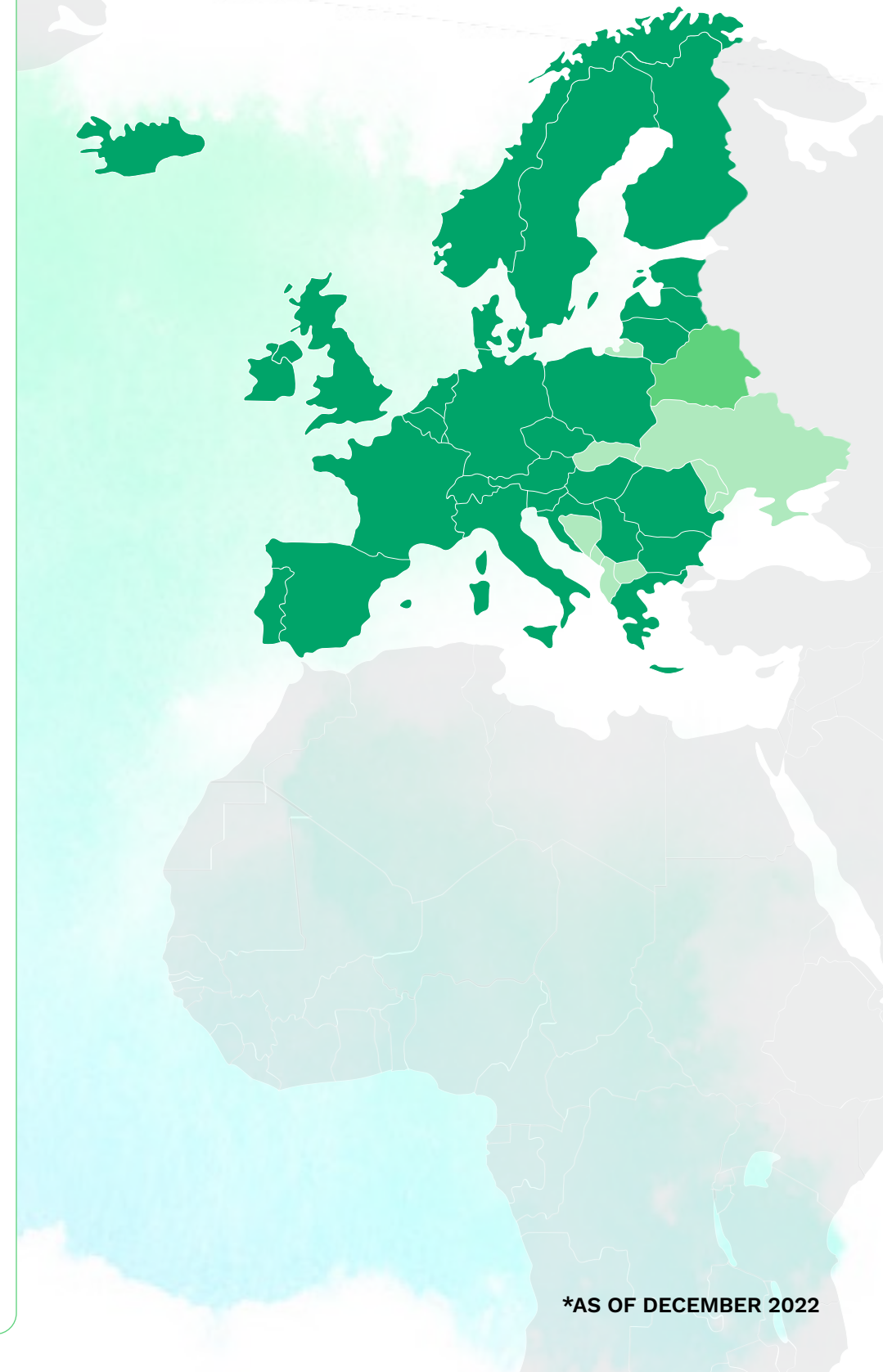
 EXPECTED 2023

-  **BELARUS**

THE REAL-TIME PAYMENTS MAP

PYMNTS

 The Clearing House



*AS OF DECEMBER 2022

AFRICA

 LIVE



ETHIOPIA

2011



GHANA

2007



KENYA

2017



NIGERIA

2011



SOUTH AFRICA

2006



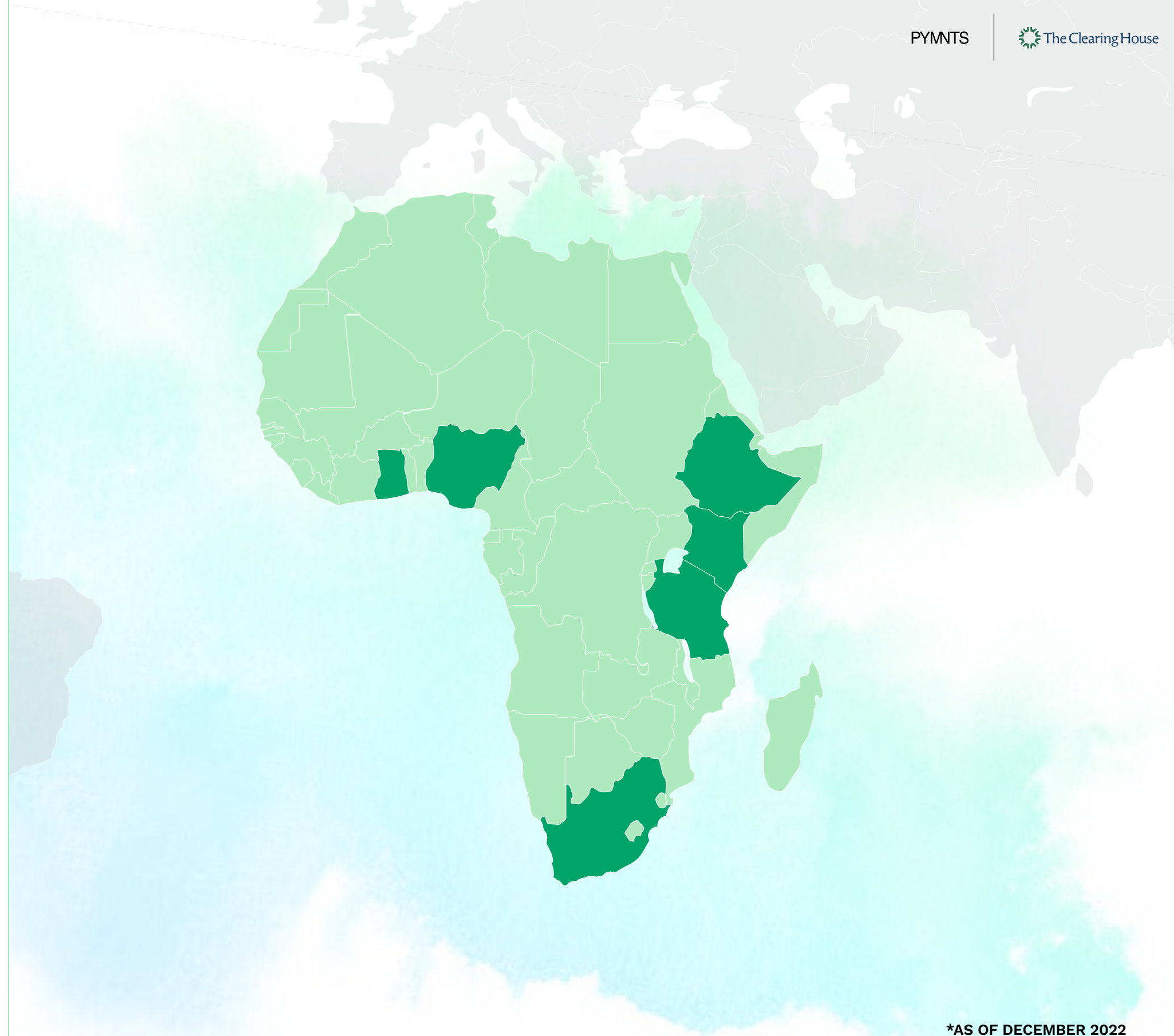
TANZANIA

2019

THE REAL-TIME PAYMENTS MAP

PYMNTS

 The Clearing House



*AS OF DECEMBER 2022

MIDDLE EAST

 LIVE



THE REAL-TIME PAYMENTS MAP

PYMNTS

 The Clearing House

*AS OF DECEMBER 2022

ASIA-PACIFIC

■ LIVE



AUSTRALIA
2018



PHILIPPINES
2018



BRUNEI
2014



SINGAPORE
2014




CAMBODIA
2019



SOUTH KOREA
1988



CHINA
2010



TAIWAN
1987



HONG KONG
2018



THAILAND
2016




JAPAN
1973



VIETNAM
2016



MALAYSIA
2006



INDONESIA
2021

THE REAL-TIME PAYMENTS MAP

PYMNTS

 The Clearing House

*AS OF DECEMBER 2022