



PYMNTS

 The Clearing House

March 2023

The Real-Time Payments World Map

Real-Time Payments Tracker® Series

FEATURED COUNTRIES



Czech Republic



Denmark



Finland



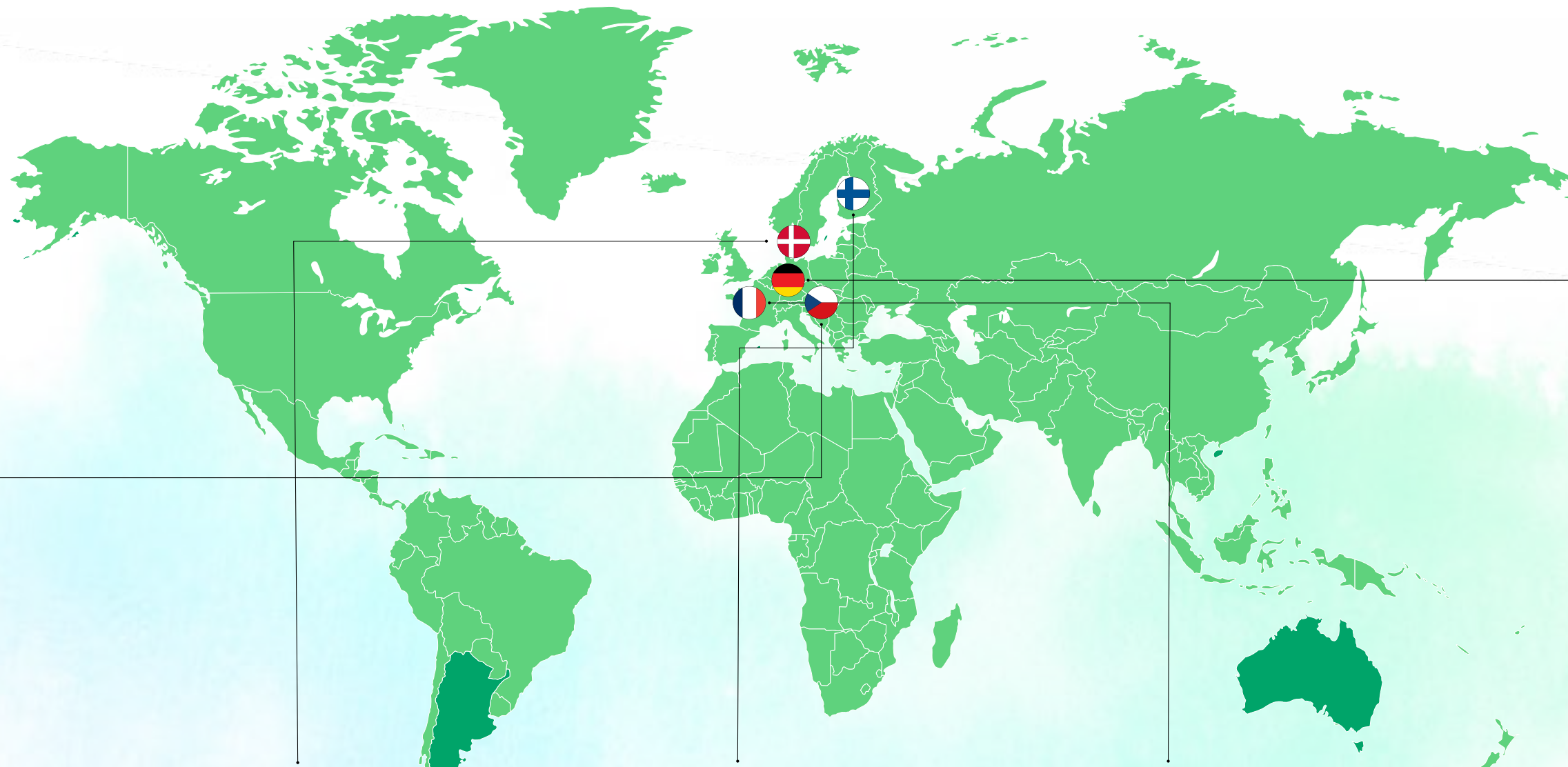
France



Germany

THE REAL-TIME PAYMENTS MAP

PYMNTS



CZECH REPUBLIC

The Czech Republic's real-time payments journey began in 2018 with the launch of the Czech Express Real-Time Interbank Gross Settlement (CERTIS). Growth has been gradual since the launch, but real-time payments made up 3.5% of the country's payment transaction volume in 2021.

186M
Average daily volume (2021)

662M
Projected daily volume (2026)

29%
Compound annual growth rate (CAGR)

DENMARK

Denmark's journey toward a cashless society is progressing much more rapidly than that of much of the world, a trend shared with fellow Scandinavian countries. Real-time payments saw a substantial bump during the height of the pandemic, but most consumers have returned to the card payments they favored before it began.

433M
Average daily volume (2021)

833M
Projected daily volume (2026)

15%
Compound annual growth rate (CAGR)

FINLAND

Finns enjoy two different real-time payment schemes: Siirto, a domestic system that launched in 2017, and the pan-European SCT Inst, which launched in 2018. The country's mobile commerce usage is currently one of the lowest in the region, but a large growth opportunity exists if it follows the trends of neighboring countries.

119M
Average daily volume (2021)

832M
Projected daily volume (2026)

48%
Compound annual growth rate (CAGR)

FRANCE

France's real-time payments opportunity remains largely untapped, but experts predict that growth in this sector could add 2.8% to the GDP over the next five years. France adopted SCT Inst in 2018, but the country does not have a domestic real-time payments network.

108M
Average daily volume (2021)

1.2B
Projected daily volume (2026)

61%
Compound annual growth rate (CAGR)

GERMANY

Germany leads the rest of the European Union in real-time payment transactions, but it has far to go before these payments become an everyday means of transacting. Nevertheless, a penchant for bank transfers and a traditionally cash-dependent consumer base may make it likelier to shift to real-time payments than countries that are more card-dependent.

1.2B
Average daily volume (2021)

3.4B
Projected daily volume (2026)

24%
Compound annual growth rate (CAGR)

NORTH AMERICA

 LIVE



UNITED STATES

2017



MEXICO

2004

 EXPECTED 2023

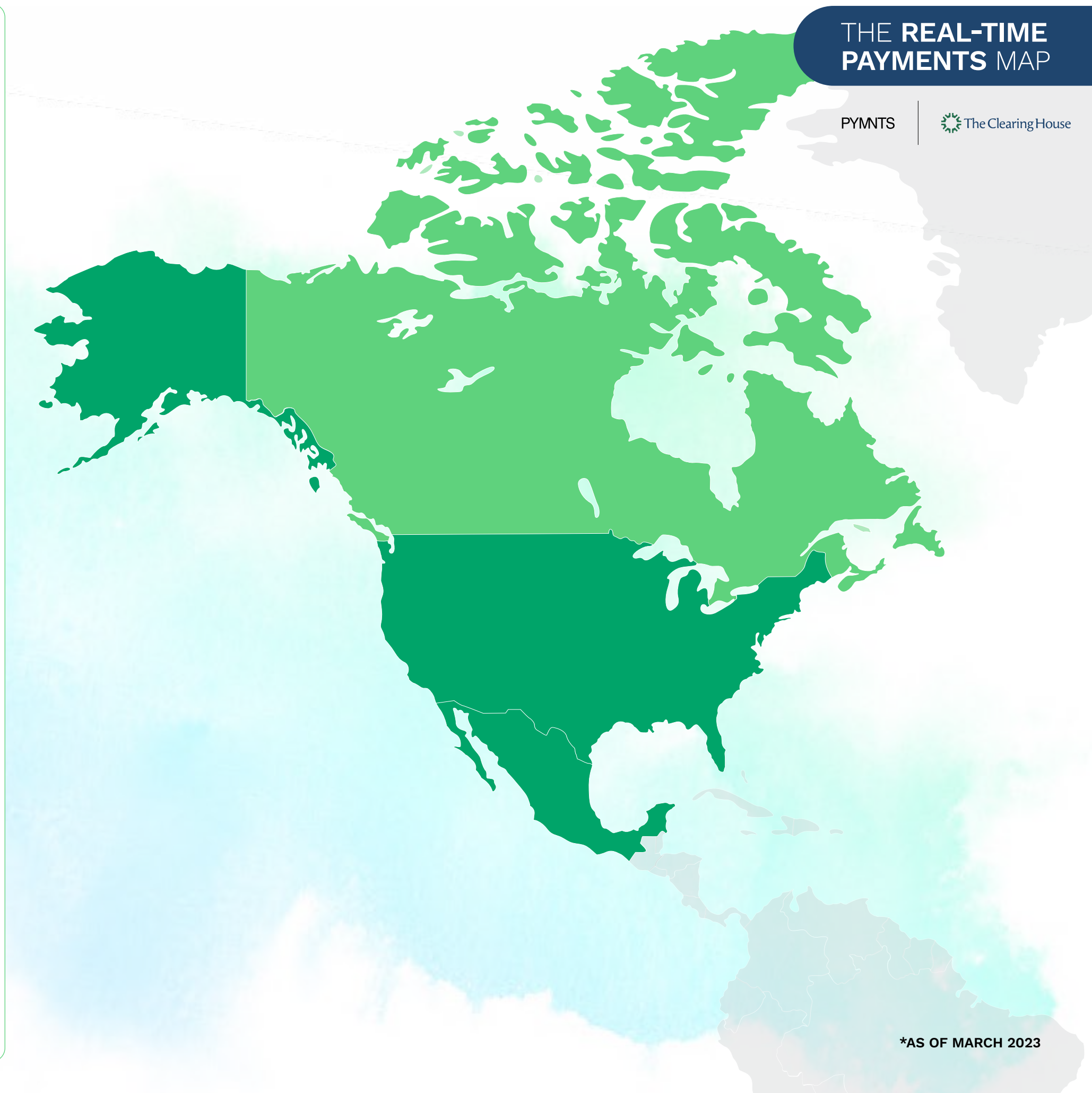


CANADA

THE REAL-TIME PAYMENTS MAP

PYMNTS

 The Clearing House



*AS OF MARCH 2023

SOUTH AMERICA

 LIVE



THE REAL-TIME PAYMENTS MAP

PYMNTS

 The Clearing House

*AS OF MARCH 2023

EUROPE

 LIVE

- | | | | |
|--|--|--|---|
|  AUSTRIA
2017 |  FRANCE
2017 |  LITHUANIA
2017 |  SERBIA
2018 |
|  BELGIUM
2019 |  GERMANY
2017 |  LUXEMBOURG
2020 |  SLOVENIA
2020 |
|  BULGARIA
2021 |  GREECE
2018 |  MALTA
2007 |  SPAIN
2016 |
|  CROATIA
2020 |  HUNGARY
2020 |  NETHERLANDS
2017 |  SWEDEN
2012 |
|  CZECH REPUBLIC
1992 |  ICELAND
2020 |  NORWAY
2013 |  SWITZERLAND
2016 |
|  DENMARK
2014 |  IRELAND
2017 |  POLAND
2012 |  UNITED KINGDOM
2008 |
|  ESTONIA
2017 |  ITALY
2017 |  PORTUGAL
2017 | |
|  FINLAND
2017 |  LATVIA
2017 |  ROMANIA
2005 | |

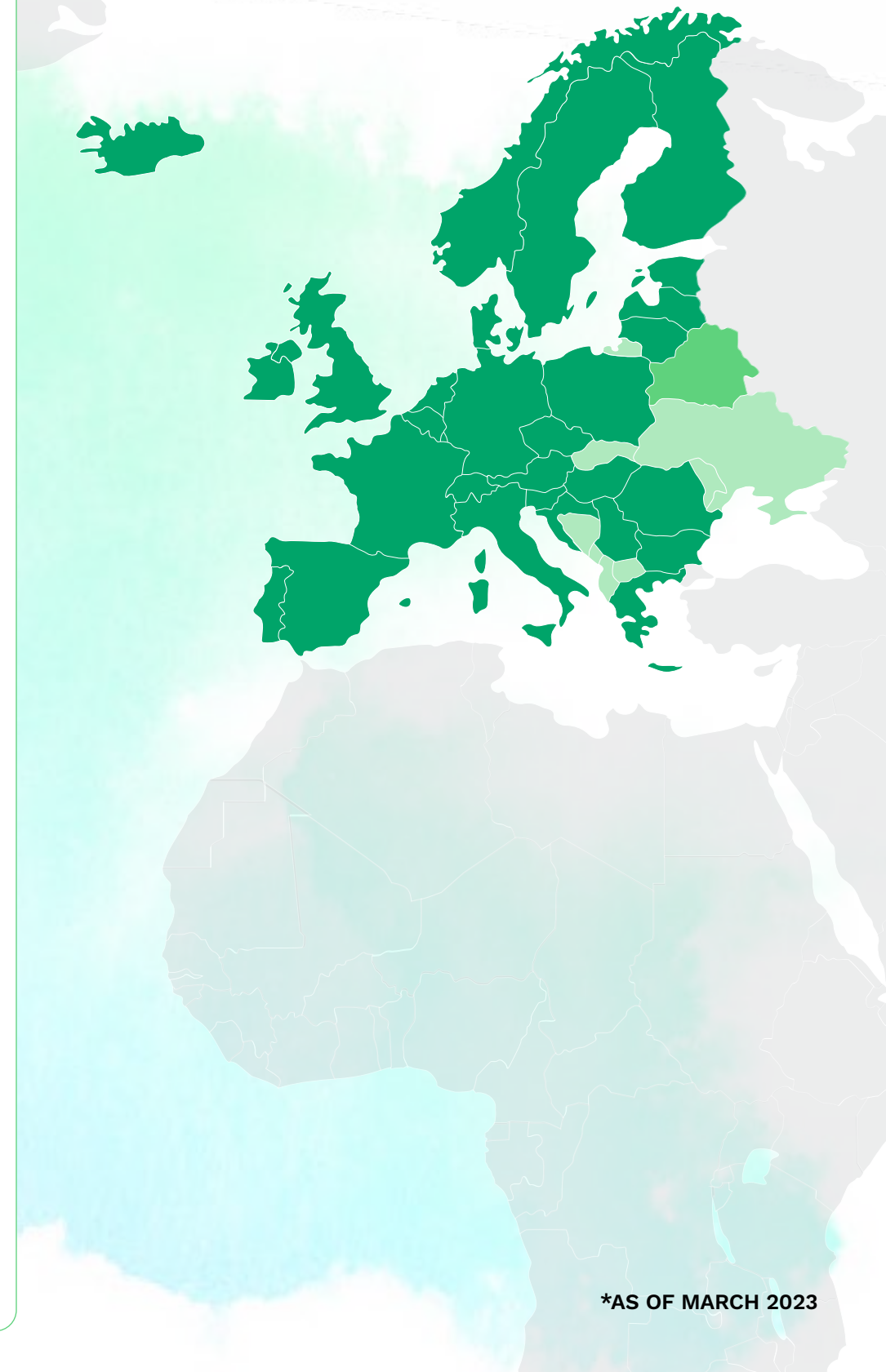
 EXPECTED 2023

-  **BELARUS**

THE REAL-TIME PAYMENTS MAP

PYMNTS

 The Clearing House



*AS OF MARCH 2023

AFRICA

 LIVE



ETHIOPIA

2011



GHANA

2007



KENYA

2017



NIGERIA

2011



SOUTH AFRICA

2006



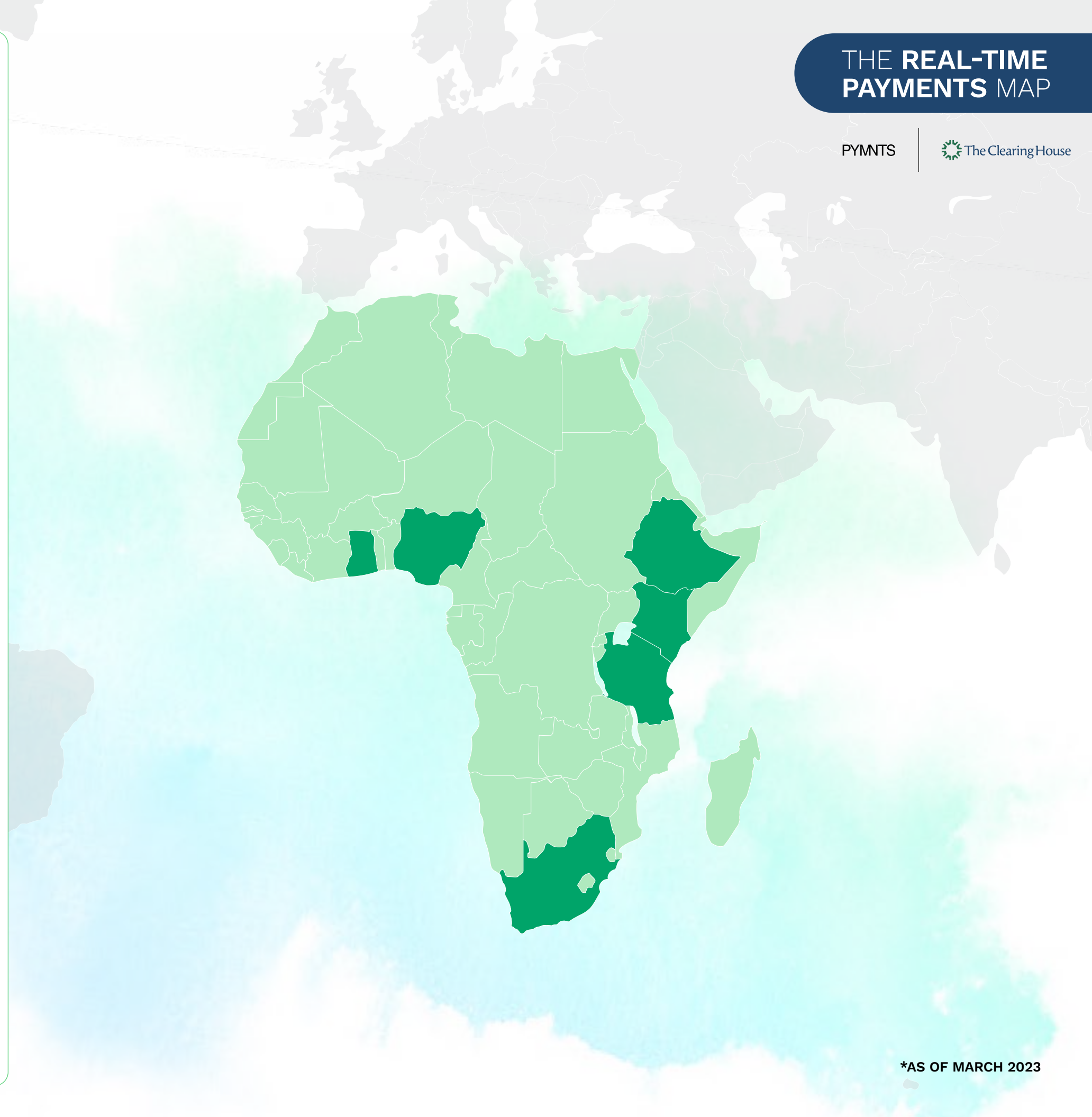
TANZANIA

2019

THE REAL-TIME PAYMENTS MAP

PYMNTS

 The Clearing House



*AS OF MARCH 2023

MIDDLE EAST

 LIVE



THE REAL-TIME PAYMENTS MAP

PYMNTS

 The Clearing House

*AS OF MARCH 2023

ASIA-PACIFIC

■ LIVE



AUSTRALIA
2018



PHILIPPINES
2018



BRUNEI
2014



SINGAPORE
2014




CAMBODIA
2019



SOUTH KOREA
1988



CHINA
2010



TAIWAN
1987



HONG KONG
2018



THAILAND
2016




JAPAN
1973



VIETNAM
2016



MALAYSIA
2006



INDONESIA
2021

THE REAL-TIME PAYMENTS MAP

PYMNTS

 The Clearing House

*AS OF MARCH 2023